



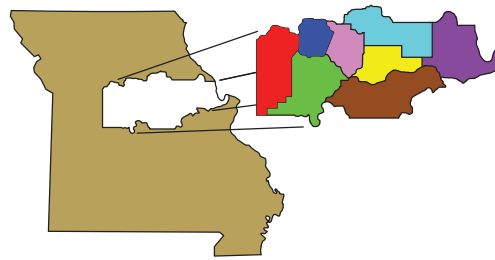
Keep these items in your severe storm preparedness kit :








- Water** - fill bathtubs and containers with water for washing, and also stock up on bottled water for drinking.
- Food** - at least enough for 3 to 7 days, non-perishable packaged or canned food, juices, snacks, non-electric can opener, cooking tools, fuel, paper plates and plastic utensils.
- Blankets, pillows and seasonal clothing**
- First Aid Kit and medications**
- Special items - for infants and the elderly**
- Toiletries/hygiene items/moisture wipes**
- Flashlights/batteries**
- Radio and clock** - battery-operated; consider a weather radio.
- Telephone** - fully charged mobile phone with extra batteries and a traditional (NOT cordless) landline telephone.
- Emergency numbers** - keep a list of emergency telephone numbers, including your utility company.
- Cash (with some small bills) and credit cards**
- Keys**
- Toys, books and games**
- Important documents** - (in a waterproof container) insurance cards, medical records, bank account numbers, Social Security card, birth certificates, etc.
- Tools** - duct tape, screw drivers, gloves, safety goggles, etc.
- Vehicle fuel tanks filled**
- Pet care items** - food and water, proper ID, immunization records, medications, carrier or cage, muzzle and leash.

Source: SafeElectricity.org



be storm smart



- Boone Electric Cooperative 
-  Callaway Electric Cooperative
- Central Missouri Electric Cooperative
- Co-Mo Electric Cooperative 
- Consolidated Electric Cooperative
-  Cuivre River Electric Cooperative
- Howard Electric Cooperative 
- Three Rivers Electric Cooperative
-  Central Electric Power Cooperative
- Associated Electric Cooperative Inc. 



Be Prepared. Before the Storm. After the Storm.



Information provided by



Missouri Electric
Cooperatives

before the storm

- Watch weather conditions carefully and be proactive.
- Keep tree limbs and shrubbery trimmed away from power lines.
- Get your Storm Preparedness kit ready with essential supplies. Be sure to include home escape routes, meeting points and plans for caring for pets.
- Keep an extra storm preparedness kit in your car. Be sure to include a mobile phone charger.
- If a family member relies on medical assistant devices, have a backup plan in place such as a generator or somewhere to go that will have electricity.
- Post emergency telephone numbers and let every family member know where they are. Put emergency numbers in your contact list on your cell phone.
- If your home has an electric garage door opener, find the manual release lever and learn how to operate the door. If using an electronic keypad, keep a key to your home with you as a backup.
- Protect sensitive electric equipment, such as computers and televisions by installing suppressors or other power protection devices.
- Store two copies of vital documents in two separate locations.

Join Special Agent Storm in making sure your family is Storm Smart and prepared for an extended power outage.



A special note to our future members: Special Agent Storm needs special helpers in every home. Help your

during = after the storm

- Follow your electric co-op on social media or local media outlets for regular updates regarding power outages and other important information.
- Storm debris can hide dangers, such as downed power lines. Use caution. Any power line on the ground or sagging should always be considered live and deadly. This includes any debris in contact with a line. Stay away, warn others to stay away and call 9-1-1.
- If power lines come down on or around your vehicle, stay inside and call for help. Do not attempt to exit the vehicle until rescue crews can assure you the power has been turned off.
- Only use generators outdoors. Connect lights and appliances using extension cords. NEVER connect the generator directly to a wall outlet. A generator may only be connected to a home through a properly installed and approved transfer switch.
- Make sure electricity and gas are turned off before entering storm-damaged buildings.
- Never step into a flooded basement if water could be covering electrical outlets or plugged-in appliances. Stay out of flooded rooms and basements until you are assured the power has been shut off.
- Do not attempt to shut power off at the breaker box if you must stand in water to do so.
- Do not use electric yard tools to clean up after a storm if it is raining or the ground is wet. Electric motors can be damaged when wet and should not be used after a storm until they have been inspected and approved by a professional.

The calm before the storm is nothing compared to the calm after the storm when your local electric cooperative has restored power.

- Use extra caution at intersections where traffic lights are without power. Stop at all railroad crossings.
- Turn off electric appliances and protect them from possible power surges when electricity is restored. Unplug appliances and computers, if possible, and turn off nonessential lights.
- Keep food cold. Perishable items should not be stored above 40°F for more than two hours. Avoid opening the refrigerator and freezer doors. If an extended power outage is expected, prepare a cooler with ice for freezer items.
- Never cook with charcoal indoors.
- Stay comfortable. Cover drafty windows and doors with blankets. Use caution when using alternative heating sources. Some are not approved for indoor use and could be a fire or carbon monoxide hazard.
- Always assume a power line is live and deadly. If you see power lines on the ground, stay at least 10 feet away and call 9-1-1.

See the reverse side of this brochure for a detailed illustration of how power is restored after an outage.

